









Summary of Routine Practices and Additional Precautions

IPAC PPE Recommendations









Scenario	 Hand Hygiene	 Procedure Mask	 N95	 Eye Protection	 Gown	 Gloves	 Neck Cover	 Bouffant
Routine	x	x		x				
Droplet/Contact (i.e. COVID, Influenza)	x	x		x	x	x		
Airborne (i.e. TB)	x		x	x				
Airborne/Droplet/Contact (i.e. Shingles)	x		x	x	x	x		
AGMP (Intubation, Extubation, CPR)	x		x	x	x*	2x	x	x
AGMP (all other)	x		x	x	x	x		

x* - impervious gown for intubation, extubation, CPR

x - regular gown









PPE for Confirmed or Suspected COVID19 Patients on WARD

IPAC PPE Recommendations

Scenario	 Hand Hygiene	 Procedure Mask	 N95	 Eye Protection	 Gown	 Gloves	 Neck Cover	 Bouffant
Non-AGMP								
Nasal prongs/Venturi mask/Non rebreather	x	x		x	x	x		
Nasopharyngeal/throat swabs	x	x		x	x	x		
Chest tube removal	x	x		x	x	x		
Cough	x	x		x	x	x		
Oropharyngeal suctioning/oral hygiene	x	x		x	x	x		
NG tube insertion	x	x		x	x	x		
AGMP								
Intubation	x		x	x	x*	2x	x	x
CPR	x		x	x	x*	2x	x	x
CPAP/BiPAP	x		x	x	x	x		
High flow oxygen (i.e. OptiFlow)	x		x	x	x	x		
Induced sputum (inhalation of nebulized saline to liquefy & produce airway secretions)	x		x	x	x	x		
Nebulized therapy/aerosolized medication administration	x		x	x	x	x		
Open suctioning (nasopharyngeal or tracheal suctioning)	x		x	x	x	x		
Nasopharyngoscopy	x		x	x	x	x		
Bronchoscopy	x		x	x	x	x		

x* - impervious gown for intubation, extubation, CPR; x - regular gown

PPE for Confirmed or Suspected COVID19 Patients in ICU




Scenario	 Hand Hygiene	 Procedure Mask	 N95	 Eye Protection	 Gown	 Gloves	 Neck Cover	 Bouffant
Non- AGMP								
Nasal prong/Venturi mask/Non rebreather	X	X		X	X	X		
Nasopharyngeal/throat swabs	X	X		X	X	X		
Chest tube removal	X	X		X	X	X		
Cough	X	X		X	X	X		
Oropharyngeal suctioning/oral hygiene	X	X		X	X	X		
NG tube insertion	X	X		X	X	X		
Ventilator circuit disconnect	X	X		X	X	X		
OGD/colonoscopy/ERCP	X	X		X	X	X		
Trans-esophageal echocardiogram	X	X		X	X	X		
AGMP								
Intubation/extubation	X		X	X	X*	2X	X	X
CPR	X		X	X	X*	2X	X	X
CPAP/BiPAP	X		X	X	X	X		
Manual Ventilation	X		X	X	X	X		
High flow oxygen (e.g. OptiFlow)	X		X	X	X	X		
Induced sputum (inhalation of nebulized saline to liquefy & produce airway secretions)	X		X	X	X	X		
Nebulized therapy/aerosolized medication administration	X		X	X	X	X		
Bronchoscopy	X		X	X	X	X		
High frequency oscillation ventilation	X		X	X	X	X		
Needle thoracostomy	X		X	X	X	X		
Open suctioning (nasopharyngeal/tracheal suctioning)	X		X	X	X	X		
Nasopharyngoscopy	X		X	X	X	X		

x* - impervious gown for intubation, extubation, CPR;

x - regular gown

PPE for Confirmed or Suspected COVID19 Patients for PROCEDURES

IPAC PPE Recommendations







Scenario	 Hand Hygiene	 Procedure Mask	 N95	 Eye Protection	 Gown	 Gloves	 Neck Cover	 Bouffant
Non-AGMP								
OGD/ERCP/Colonoscopy	x	x		x	x	x		
Cardiac stress test	x	x		x	x	x		
Any procedure involving regional anaesthesia	x	x		x	x	x		
Caesarian section or vaginal delivery w/ epidural	x	x		x	x	x		
Electroconvulsive therapy (ECT)	x	x		x	x	x		
Trans-esophageal echocardiogram (TEE)	x	x		x	x	x		
NG tube insertion	x	x		x	x	x		
AGMP								
Bronchoscopy	x		x	x	x	2x	x	x
Autopsy	x		x	x	x	x		
Nasopharyngoscopy	x		x	x	x	x		
Oral, pharyngeal, transphenoidal & airway surgeries (including thoracic surgery & tracheostomy insertion)	x		x	x*	x	x		
Needle thoracostomy	x		x	x	x	x		

x* - impervious gown for intubation, extubation, CPR

x - regular gown

PPE for Confirmed or Suspected COVID19 Patients for SLP Specific Procedures

IPAC PPE Recommendations







Scenario	 Hand Hygiene	 Procedure Mask	 N95	 Eye Protection	 Gown	 Gloves
Non-AGMP						
Communication	X	X		X	X	X
Swallowing Assessment/Oral motor Exam	X	X		X	X	X
MBS Study - Swallowing X-ray	X	X		X	X	X
Oral suctioning with Yankauer suction tip	X	X		X	X	X
AGMP						
Swallowing Assessment /Oral motor Exam with tracheostomy	X		X	X	X	X
MBS Study - Swallowing X-ray with tracheostomy	X		X	X	X	X
Oral suctioning with Yankauer suction tip with tracheostomy	X		X	X	X	X

x* - impervious gown for intubation, extubation, CPR

x - regular gown

PPE for Confirmed or Suspected COVID19 Patients for Chest Physiotherapy

IPAC PPE Recommendations

Scenario	 Hand Hygiene	 Procedure Mask	 N95	 Eye Protection	 Gown	 Gloves
Non-AGMP						
Oropharyngeal suctioning	X	X		X	X	X
Postural drainage	X	X		X	X	X
Lower-lobe recruitment/segmental breathing (i.e. Lateral costal breathing, Lower lobe lift/lift on inspiration, active cycle of breathing)	X	X		X	X	X
Manual hyperinflation (rib springing, intercostal stretch)	X	X		X	X	X
Deep breathing exercises/Diaphragmatic breathing	X	X		X	X	X
Huffing	X	X		X	X	X
Pursed Lip Breathing	X	X		X	X	X
Standing Exercise regimes (stair simulation in room, parallel-bar style exercises)	X	X		X	X	X
Bedside functional interventions & therapeutic interventions	X	X		X	X	X
Percussion/Vibration	X	X		X	X	X
AGMP						
Open suctioning (e.g. nasopharyngeal/tracheal suctioning)	X		X	X	X	X
Sputum inductions via induced cough generating techniques	X		X	X	X	X
Breath Stacking	X		X	X	X	X

x* - impervious gown for intubation, extubation, CPR

x - regular gown